

PhotoTeach



SUSAN LEITH



See More Creatively

PhotoTeach

Table of Contents

Review.....	2
K.I.S.S.	4
Frame Within Frame	8
Repetition	12
Light.....	16
Viewpoint.....	20

SUSAN LEITH

Review

Before discussing color let's review simple or 'clean' backgrounds. Images with simple backgrounds can be beautiful. Not all photos need to be simple but it's a good place to start.

Find a strong center of interest and get in close enough to fill the frame. Avoid busy backgrounds and don't include too much content in a single photo.

If there is a lot you want to capture make more than one photo.

One way to do this, other than using a blank wall is to lower yourself near the ground and use the sky as your background. Assuming the sky isn't too bright it will give you a beautiful, clean blue background making your subject stand out.



SUSAN LEITH





K.I.S.S.

K.I.S.S.

I think of K.I.S.S. as:
Keep It Simple Susan

Keep it Simple, Stupid (KISS) or a better way to translate K.I.S.S. is keep it simple Susan. This design is a design principle that can strengthen your photos and your life. Keep things simple is worth the effort despite being one of the most difficult things to attain in life and photography. To seek simplicity in our daily living, in our thinking, design, photos, creativity, and happiness can improve all of this.

Simplicity isn't just removing the superfluous. Simplicity is tackling the complexity of the world around you and trying to distill something to the pure essence.

It means to constantly challenge our conventions and thinking. To really stare at something, and look deeply. To ask ourselves, how can we maximize our effectiveness, and reduce waste or excess?





FRAMES

Framing

Examples include:

Architectural Frames:

Natural Frames:

Man-Made Frames:

Foreground Elements:

The key is to look for elements in the scene that naturally form a boundary around your main subject.

“Frame within a frame” is a compositional technique in photography where the photographer uses elements within the scene to create a natural frame around the main subject. By incorporating these framing elements, you add depth to the image and draw the viewer’s attention to the central subject.



REPEAT





Repetition

Repetition in photography refers to the use of repeated patterns, shapes, or elements within a composition.

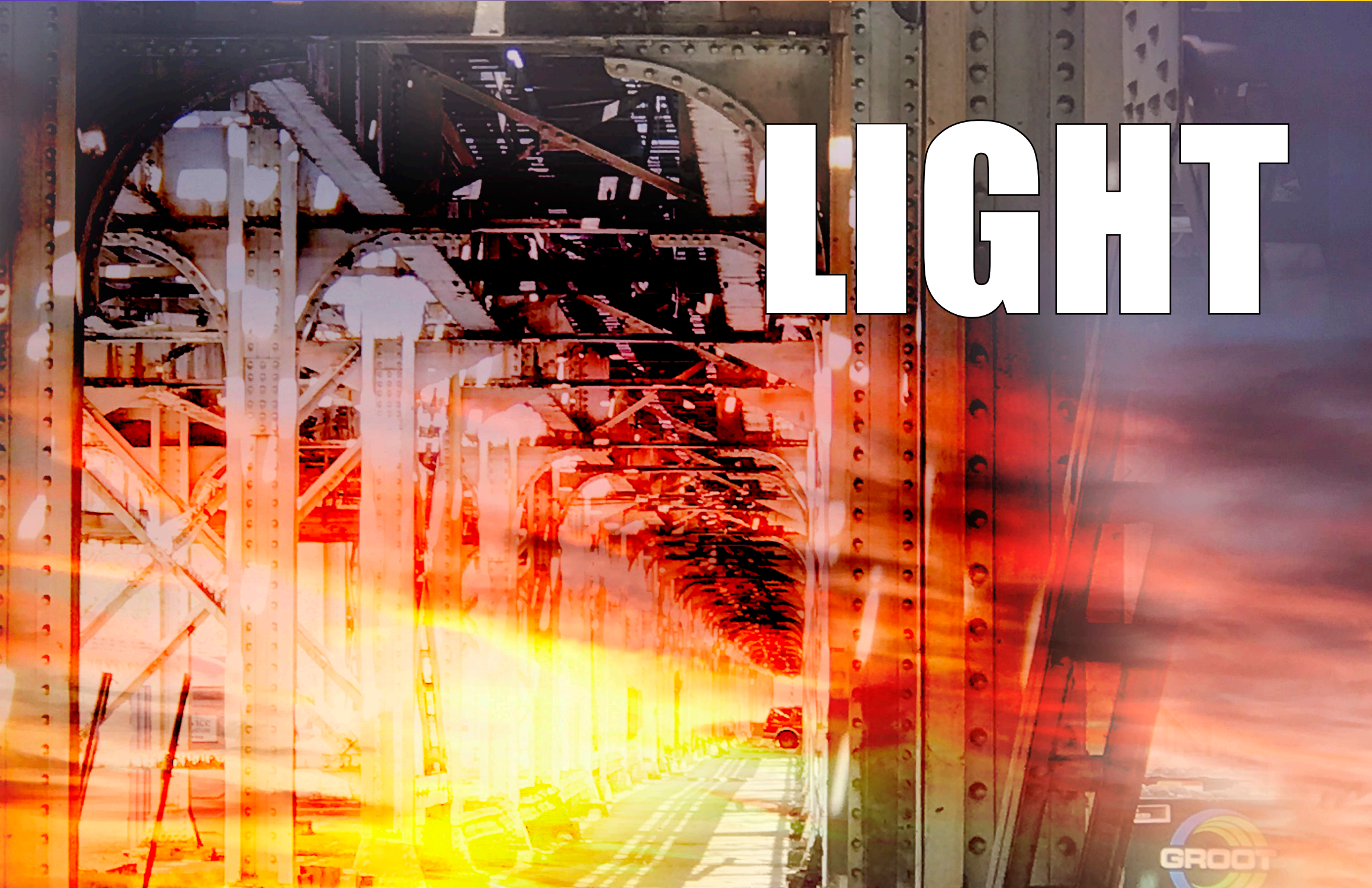
It's a compositional technique that can add visual interest, rhythm, and a sense of unity to an image. By capturing and highlighting recurring elements, a photographer can create a sense of order and organization within the frame.

Here are a few ways repetition can be used effectively in photography:

- Patterns
- Rhythmic Elements
- Leading Lines
- Color or Tone Repetition
- Repetition of similar colors or tones



LIGHT




Light

Interesting light is crucial in photography for several reasons, as it significantly influences the mood, atmosphere, and visual appeal of an image. Here are some key reasons why interesting light is important for photographers:

- Enhances Mood and Emotion
- Defines Shape and Form
- Creates Visual Interest
- Directs Attention
- Fosters Creativity

In summary, interesting light plays a fundamental role in photography by influencing the overall aesthetics, emotional tone, and storytelling capacity of an image. Photographers often pay close attention to the quality and direction of light to create visually compelling and memorable photographs.



VIEW



Viewpoint

A unique viewpoint is important because it adds a distinct and compelling perspective to the image, making it more visually interesting. Here are several reasons why a unique viewpoint is crucial to a photo's composition:

- Differentiates Your Work
- Captures Attention
- Creates Visual Interest
- Alters Perception of Size and Scale
- Encourages Creativity
- Avoids Clichés

By actively seeking out and embracing unique viewpoints, photographers can elevate their compositions, create more visually striking images, and establish a personal and distinctive style.

It encourages creativity, experimentation, and a fresh approach to capturing the world through the lens.








PhotoTeach

sleith1110@gmail.com SusanLeith.com



SUSAN LEITH